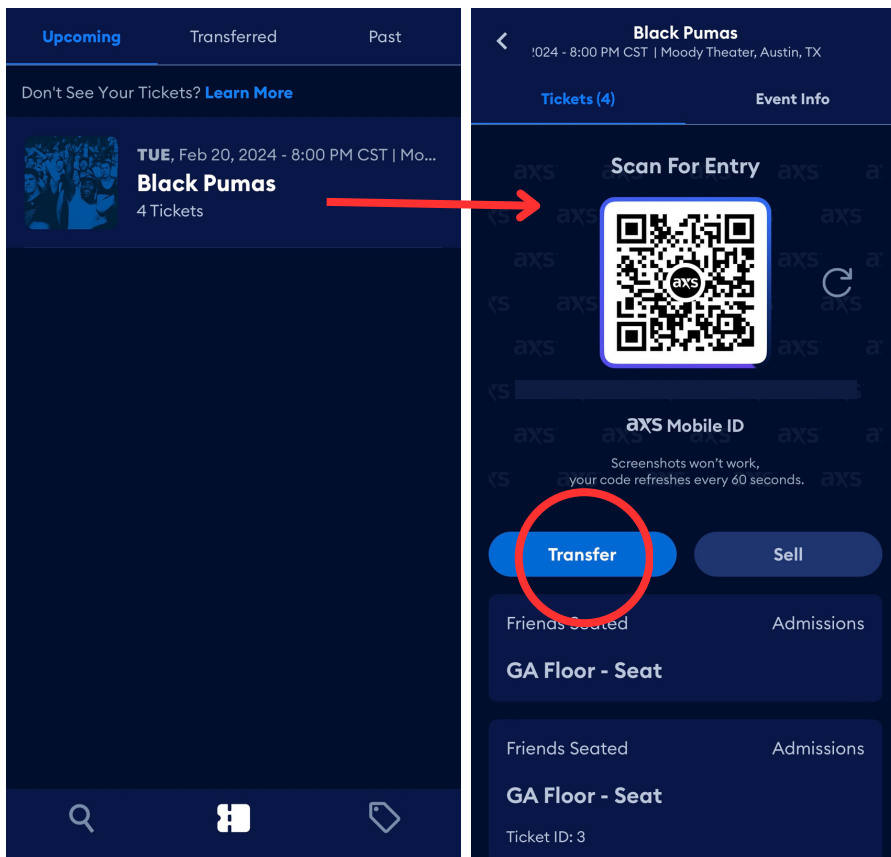
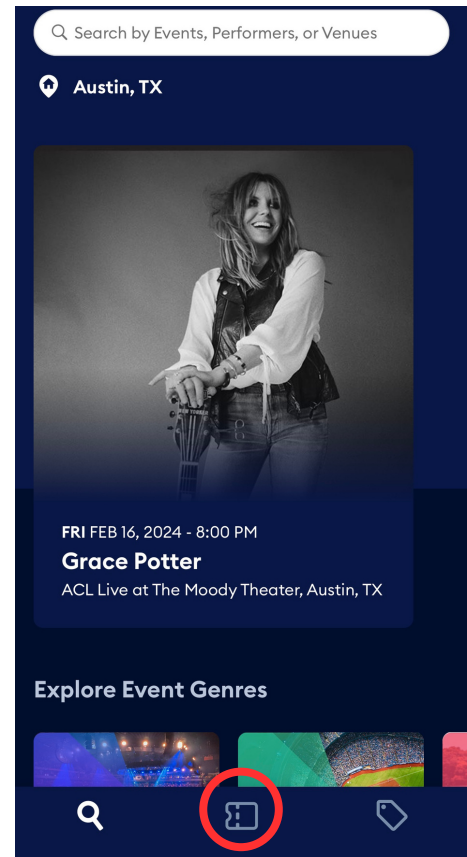


Transferring ACL Taping Passes in the AXS App

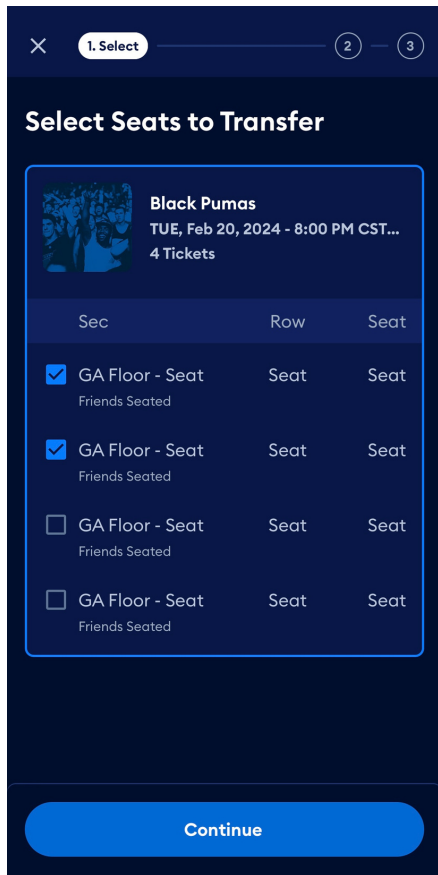
ACL Taping passes can be gifted to another person, family, client or friend. To access your passes, you must sign in to the AXS mobile app on an iOS or Android device. Passes may only be transferred once the taping RSVP window has closed, and passes have been delivered to your AXS Mobile ID.

Once in the AXS app, click on the ticket icon on the bar at the bottom of your screen.



You will see your upcoming events listed on the next screen. Click on the event you would like to transfer passes for to view all of your passes for that event.

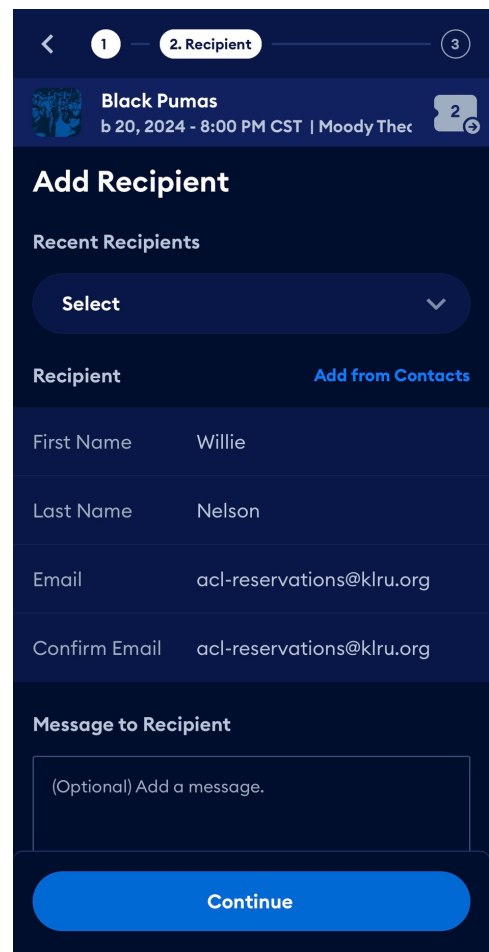
You will see a screen with a QR code and seat details underneath. Select the blue "Transfer" button to begin the transfer process.

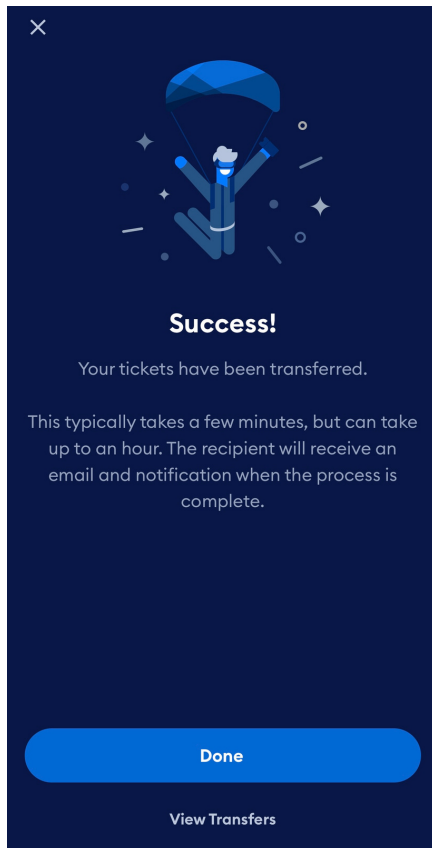


On the next screen, select which seats you would like to transfer. You may transfer all of your passes, or a partial amount. Select “Continue” to add recipient details.

Enter your recipient’s information and add an optional message, if desired. Your recipient will also need an AXS Mobile ID account to accept the the transferred passes. If your recipient already has an AXS account, make sure you enter the email address associated with their existing account. If your recipient does not yet have an account, they will be prompted to make one using the email you enter.

Once you have confirmed your recipient’s details, click on “Continue” to review and finalize your pass transfer.





You will receive a confirmation message once the transfer has been initiated. It usually takes a few minutes for the recipient to be notified of the transfer, but can take up to an hour. The recipients will receive an email when the process is complete.

The email that your recipient receives will look like the image on the right. If they do not have an AXS account, they will have to create one using the email the passes were transferred to. If you transferred the passes to an existing AXS user, they will be able to view them in their AXS mobile app.

For more help with transferring your ACL taping passes, please contact acl-reservations@klru.org.

